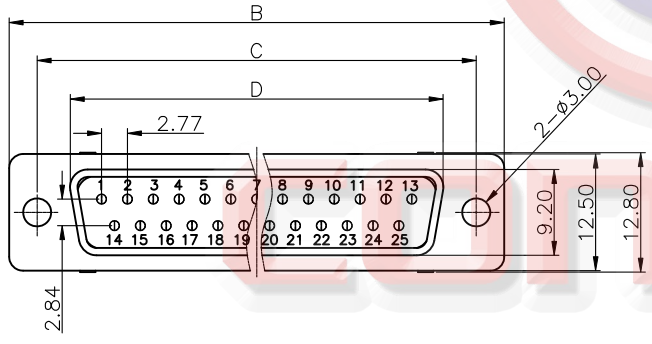
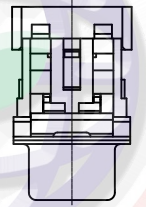
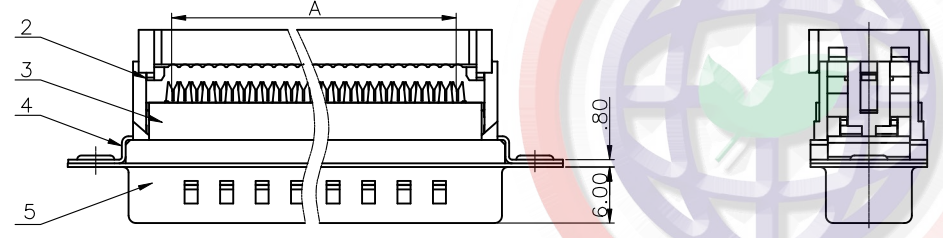


REV.	DESCRIPTION	DRAWN	CHECKED	APPROVED
A	NEW RELEASE	YCH 08/13/07'	~	LJC 08/13/07'
B	PLATING CHANGE	JLZ 02/04/15'	~	LJC 02/04/15'
C	DRAWING UPDATE	JLZ 11/17/16'	~	



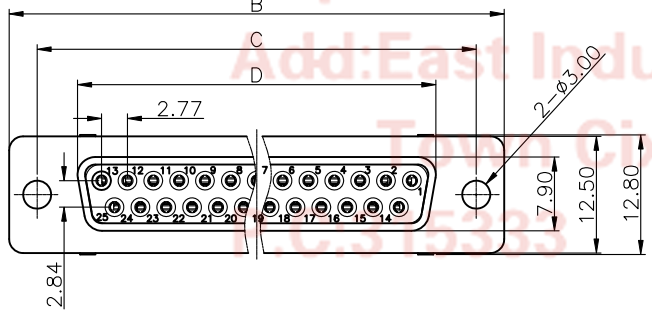
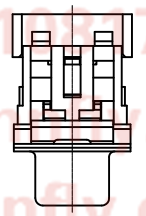
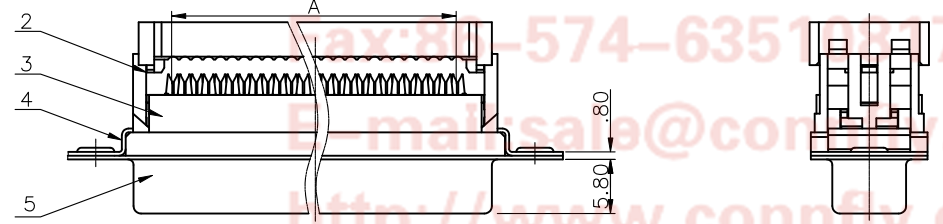
Position	A±0.1	B±0.2	C±0.2	D±0.2		E±0.2
				Male	Female	
9P	10.16	30.80	24.99	17.90	16.33	19.00
15P	17.78	39.14	33.32	26.50	24.66	27.34
25P	30.48	53.04	47.04	40.00	38.38	41.24
37P	45.72	69.32	63.50	56.50	54.84	57.52

MALE

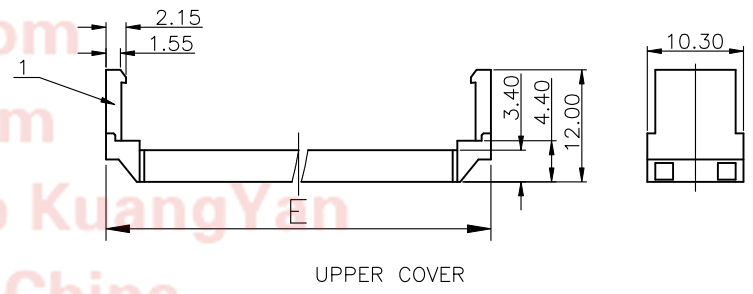
ITEM	PART NAME	MATERIAL	FINISHED
1	UPPER COVER	PBT 30%G.F	UL 94 V-0
2	MIDDLE COVER	PBT 30%G.F	UL 94 V-0
3	HOUSING	PBT 30%G.F	UL 94 V-0
4	WASHER	STEEL	Tin Plated
5	SHELL	STEEL	Nickel Plated

NOTES:  
1. ELECTRICAL CHARACTERISTICS:  
1.1 CONTACT RESISTANCE: 30m $\Omega$  Max.INITIAL.  
1.2 DIELECTRIC WITHSTANDING VOLTAGE:500V AC(rms) FOR 1 MINUTE.  
1.3 INSULATION RESISTANCE:1000M $\Omega$  Min.  
2. MECHANICAL CHARACTERISTICS:  
2.1 DURABILITY: 300 CYCLES.  
3. ENVIRONMENT CHARACTERISTICS:  
3.1 TEMPERATURE: -40°C~+105°C.  
4. PRODUCT NUMBER CODE:  
DS1036-03 -XX X X X X - YT

CONTACT PLATING: (B)  
2: Gold flash + Nickel  
HOUSING COLOR:  
U:BLUE  
B:BLACK  
STRAIN RELIEF:  
P:W/  
N:W/O  
CONNECTOR TYPE:  
M:MALE  
F:FEMALE  
No.OF CONTACTS:  
09:9pos  
15:15pos  
25:25pos  
37:37pos



FEMALE



UPPER COVER

GENERAL TOLERANCE		ANGLE TOLERANCE		PROJECTION	TITLE	D-SUB IDC WITH SHIELDING & COVER TYPE	
X.	±0.60	X.	±5°	mm			
.X	±0.38	.X	±3°		SHEET SIZE	A4	SERIES DS1036-03 SERIES
.XX	±0.25	.XX	±2°				
DRAWING TYPE		CUSTOMRE		<b>晨翔电子有限公司</b> <b>CONNFLY CONNFLY ELECTRONIC CO. LTD</b>			
SCALE		1:1					
DRAWING NO.		C-DS1036-03-XXXXXX-YT-C					

Tel:86-574-63508787  
Fax:86-574-63510517  
E-mail:sales@connfly.com  
http://www.connfly.com  
Add:East Industry Zone KuangYan  
Taizhou Cixi Ningbo China  
Tel:86-574-63515333