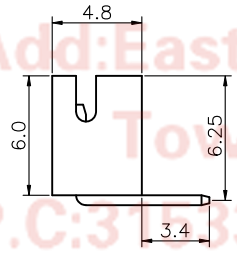
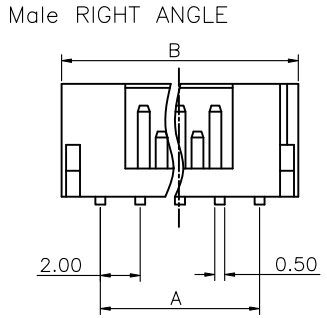
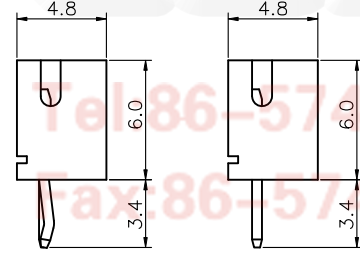
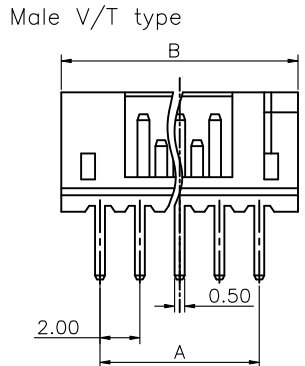
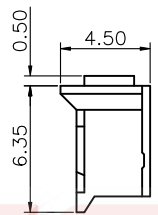
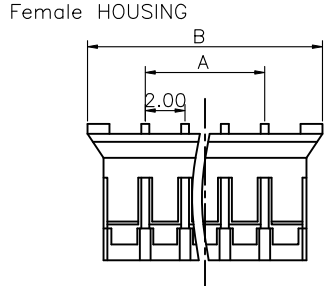
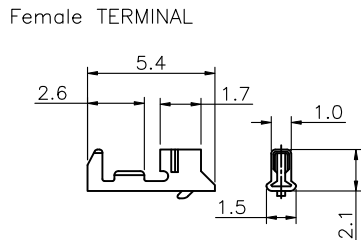


REV.	DESCRIPTION	DRAWN	CHECKED	APPROVED
A	NEW RELEASE	LJH 05/09/05'		LJC 05/09/05'
B	DRAWING UPDATE	JLZ 06/15/16'		



T-DS1066-S C X 0 0

Contact Plating
6: Tin

Female Terminal

Wire Range		O.D of Wire
Section Area (mm ²)	AWG#	mm
0.05~0.22	30~24	0.9~1.5

I-DS1066-S C W 0 X

No. of Housing
02~15

Female HOUSING

Male

Position	DIMENSION	
	A	B
2	2.0	5.8
3	4.0	7.8
4	6.0	9.8
5	8.0	11.8
6	10.0	13.8
7	12.0	15.8
8	14.0	17.8
9	16.0	19.8
10	18.0	21.8
11	20.0	23.8
12	22.0	25.8
13	24.0	27.8
14	26.0	29.8
15	28.0	31.8

Position	DIMENSION	
	A	B
2	2.0	5.9
3	4.0	7.9
4	6.0	9.9
5	8.0	11.9
6	10.0	13.9
7	12.0	15.9
8	14.0	17.9
9	16.0	19.9
10	18.0	21.9
11	20.0	23.9
12	22.0	25.9
13	24.0	27.9
14	26.0	29.9
15	28.0	31.9

NOTES:

1. MAIN SPECIFICATIONS

- . Housing material: NYLON 66
- . Wire range: AWG#30~#24
- . Rated voltage: 250V
- . Rated current: 1A
- . Contact resistance: ≤ 30mΩ
- . Insulation resistance: ≥ 1000MΩ
- . Withstanding voltage: 500V,AC 1 minute
- . Temperature range: -25 ~ +85°C
- . Recommend PC board thickness:1.6mm

2. PRODUCT NUMBER CODE:

DS1066 - X X X X X X X

- X: Bend Type(R/A only)
- B: Type B
- X: Contact Type
- X: W/O kink
- S: W/ kink
- 6: Contact Plating
- 6: Tin
- 8: Full gold flash
- W: Housing Color
- W: White
- T: Transparent
- V: Mounting type
- V: V/T type
- R: Right Angle
- M: Connector type
- M: Male
- No. of contact
- 2 to 15

Tel: 86-574-63508797
 Fax: 86-574-63518797
 E-mail: sale@connfly.com
 http://www.connfly.com
 Add: East Industry Zone, Kuanqian
 Town Cixi Ningbo China
 P.C: 315333

GENERAL TOLERANCE		ANGLE TOLERANCE	
X.	±0.60	X.	±5°
.X	±0.38	.X	±3°
.XX	±0.25	.XX	±2°

PROJECTION	TITLE
	P.C.B CONNECTOR 2.0mm PH TYPE
UNITS	mm
SHEET SIZE	A4
SERIES	DS1066 SERIES

DRAWING TYPE	CUSTOMER
SCALE	1:1 SHEET 1 OF 1
DRAWING NO.	C-DS1066-XXXXXXX-B

晨翔电子有限公司
CONNFLY CONNFLY ELECTRONIC CO. LTD