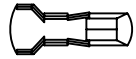
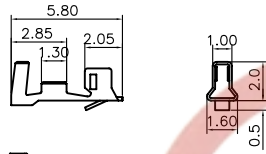
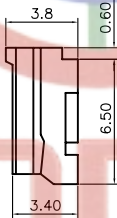
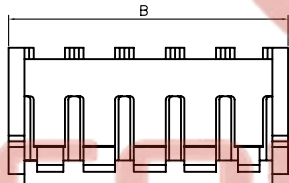
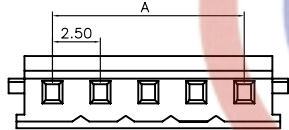


REV.	DESCRIPTION	DRAWN	CHECKED	APPROVED
A	NEW RELEASE	LL 07/06/06'		

Female TERMINAL



Female Housing



Female HOUSING

Position	DIMENSION	
	A	B
2	2.5	6.9
3	5.0	9.4
4	7.5	11.9
5	10.0	14.4
6	12.5	16.9
7	15.0	19.4
8	17.5	21.9
9	20.0	24.4
10	22.5	26.9
11	25.0	29.4
12	27.5	31.9
13	30.0	34.4
14	32.5	36.9
15	35.0	39.4
16	37.5	41.9
17	40.0	44.4
18	42.5	46.9
19	45.0	49.4
20	47.5	52.9

Male

Position	DIMENSION	
	A	B
2	2.5	5.0
3	5.0	7.5
4	7.5	10.0
5	10.0	12.5
6	12.5	15.0
7	15.0	17.5
8	17.5	20.0
9	20.0	22.5
10	22.5	25.0
11	25.0	27.5
12	27.5	30.0
13	30.0	32.5
14	32.5	35.0
15	35.0	37.5
16	37.5	40.0
17	40.0	42.5
18	42.5	45.0
19	45.0	47.5
20	47.5	50.0

NOTES:

1. MAIN SPECIFICATIONS

- . Housing material: NYLON 66
- . Wire range: AWG#30~#22
- . Rated voltage: 250V
- . Rated current: 3A
- . Contact resistance:  $\leq 0.01\Omega$
- . Insulation resistance:  $\geq 1000M\Omega$
- . Withstanding voltage: 500V,AC 1 minute
- . Temperature range:  $-25 \sim +85^{\circ}C$
- . Recommend PC board thickness:1.6mm

2. PRODUCT NUMBER CODE:

DS1069-01 - X X X X X

— Contact Plating  
6: Tin  
8: Full gold flash

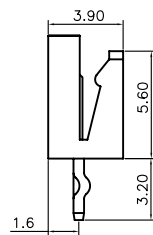
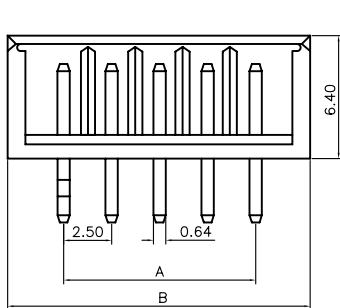
— Housing Color  
W: White  
T: Transparent

— Mounting type  
C: Crimp  
V: V/T  
R: Right Angle

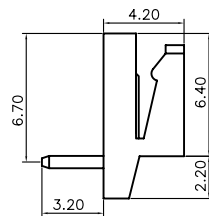
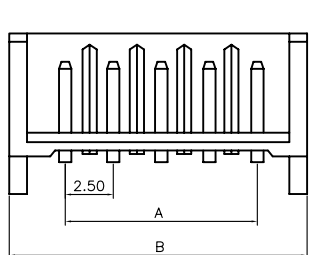
— Connector type  
M: Male  
F: Female

— No.of contact  
2 to 20

Male V/T TYPE



Male R/A TYPE



GENERAL TOLERANCE		ANGLE TOLERANCE		PROJECTION		TITLE	P.C.B CONNECTOR 2.5mm EH TYPE	
X.	$\pm 0.60$	X.	$\pm 5^{\circ}$	UNITS	mm	SHEET SIZE	A4	SERIES DS1069-01 SERIES
.X	$\pm 0.38$	.X	$\pm 3^{\circ}$					
.XX	$\pm 0.25$	.XX	$\pm 2^{\circ}$					
DRAWING TYPE		CUSTOMER		晨翔电子有限公司 <b>CONNFLY CONNFLY ELECTRONIC CO. LTD</b>				
SCALE		1:1	SHEET 1 OF 1					
DRAWING NO.		C-DS1069-01-XXXXX						

Tel:86-574-63508787

Fax:86-574-63510817

E-mail:sale@zhenqin.com.cn

Http://www.connfly.com